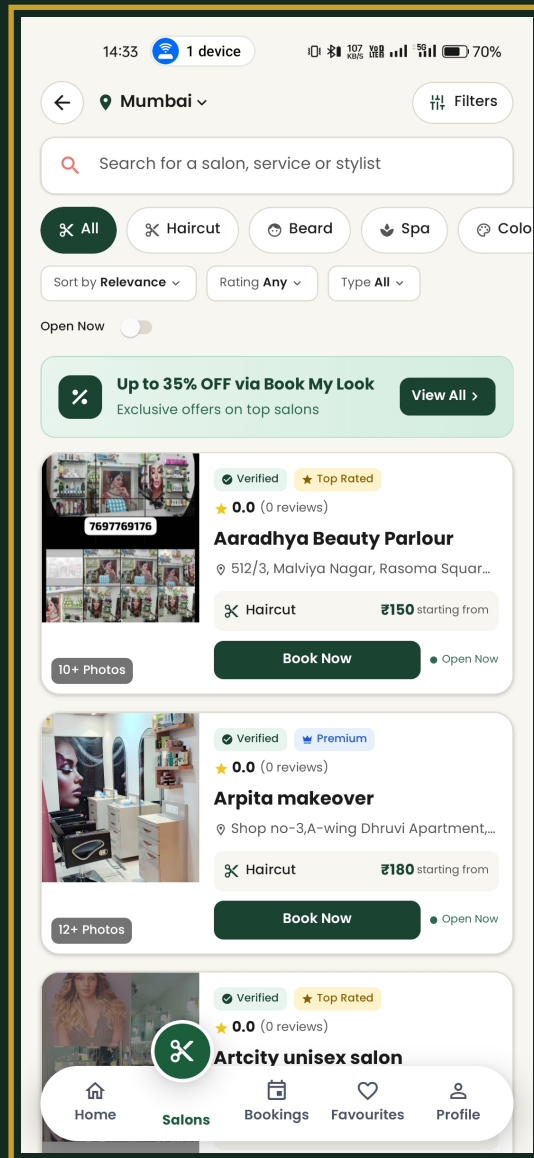


FREE SALON ONBOARDING GUIDE

# Book My Look

List Your Salon FREE — Get Bookings Today



Your salon, visible to thousands of customers nearby

bookmylook.me | Zero Setup Cost | Alwar & Jaipur

## Step 0 — Open Registration

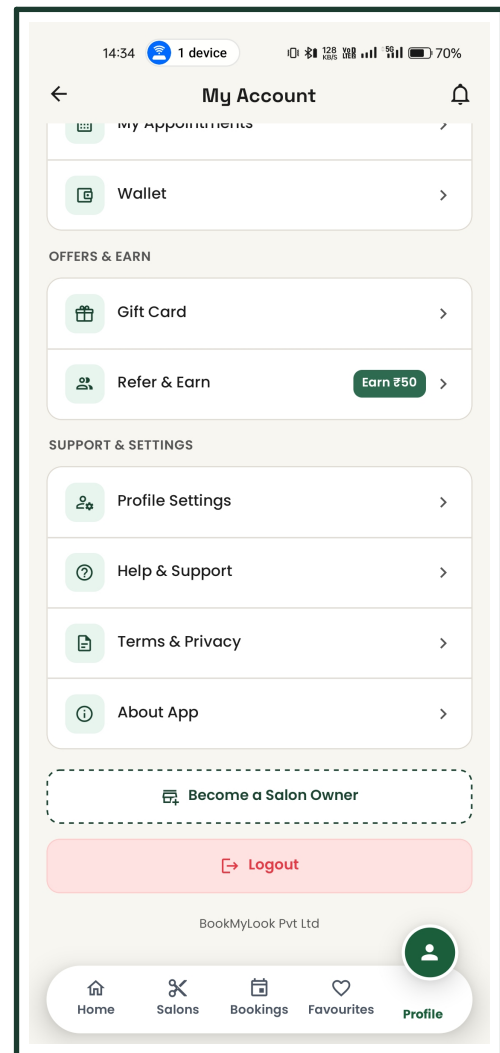
# Step 0 — Open Registration

- Apne BookMyLook app me Profile tab kholo.
- Neeche scroll karo aur 'Become a Salon Owner' button par tap karo.
- Registration form 3 simple steps me complete hota hai.

### Why it matters:

No app re-install needed — same customer app se owner ban sakte ho.

Process 100% free, koi setup ya listing fee nahi.



## STEP 1 OF 3

# Step 1 — Basic Details

- Shop Name, Owner ka Full Name daalo.
- Mobile Number aur Email Address verify ke liye daalo.
- Salon Type select karo — Unisex / Men / Women.
- City likho aur 'Continue' par tap karo.

### Why it matters:

1-2 min me basic profile ban jata hai.

Customer ko clear pata chalta h salon kis type ka h.

The screenshot shows a mobile app interface for registering a salon. At the top, the status bar displays the time 14:34, signal strength, Wi-Fi, 1 device, and 70% battery. The app header includes a back arrow, the title 'Register Your Salon', and the subtitle 'Quick setup – get listed today'. Below the header is a progress indicator for 'Step 1 of 3' with three steps, where step 1 is active. The main section is titled 'Basic Details' with the instruction 'Tell us about your salon'. It contains several input fields: 'Shop Name \*' with the example 'e.g. Glow & Style Salon', 'Owner Full Name \*' with the example 'Linux', 'Mobile Number \*' with the placeholder '10-digit mobile number', and 'Email Address \*' with the example 'alonegaming12yt@gmail.com'. The 'Salon Type \*' section has three radio button options: 'UNISEX' (selected), 'MEN', and 'WOMEN'. The 'City \*' field has the placeholder 'Enter city'. At the bottom, there is a large green 'Continue →' button.

## STEP 2 OF 3

# Step 2 — Address, Capacity & Timing

- Shop Photo add karo (pehla impression strong banta h).
- Street Address, City, State, Pincode bharo.
- Number of Seats, Opening/Closing Time set karo.
- Working Days select karo (Mon–Sun).

### Why it matters:

Accurate location se customers easily salon dhoond paate hain.

Sahi timing se galat booking requests avoid hote hain.

The screenshot displays the 'Register Your Salon' screen in a mobile app. At the top, the status bar shows the time 14:34, signal strength, Wi-Fi, and battery at 70%. The app header includes a back arrow, the title 'Register Your Salon', and a subtitle 'Quick setup – get listed today'. Below the header is a dashed box with a camera icon and the text 'Add Shop Photo'. The 'Address' section contains a 'Street Address \*' field with a location pin icon and placeholder text 'Building, street, area'. Below this are 'City \*' and 'State \*' fields, with 'City' containing 'Bddb' and 'State' containing 'State'. A 'Pincode \*' field with a location pin icon and placeholder text '6-digit pincode' follows. The 'Capacity & Hours' section includes a 'Number of Seats \*' field with a chair icon and the value '4'. Below are 'Opening Time \*' and 'Closing Time \*' fields, both with clock icons and the value '09:00'. The 'Working Days \*' section features a row of seven circular buttons for 'Mon', 'Tue', 'Wed', 'Thu', 'Fri', 'Sat', and 'Sun', with 'Mon' through 'Sat' being dark green and 'Sun' being light green. At the bottom is a dark green 'Continue →' button.

## STEP 3 OF 3

# Step 3 — Verification & Documents

- Aadhaar Card (Front) upload karo.
- PAN Card upload karo.
- Agar kisi ne refer kiya h to Referral Code daalo (optional).
- 'Submit for Review' par tap karo.

### Why it matters:

Documents fully encrypted, kabhi publicly share nahi hote. Verification se fake listings rukti hain — genuine customers ka trust banta h.

14:35 1 device 69%

← Register Your Salon  
Quick setup – get listed today

Step 3 of 3

Verification & Finish  
Upload documents and complete registration

Documents are encrypted and never shared publicly

Aadhaar Card (Front) \*

Tap to upload photo

PAN Card \*

Tap to upload photo

Referral Code (Optional)

e.g. BML-A3X9K2

Got a referral code from someone? Enter it here!

Almost Done!  
After admin approval, you can add services from the Services tab in your dashboard.

Submit for Review →

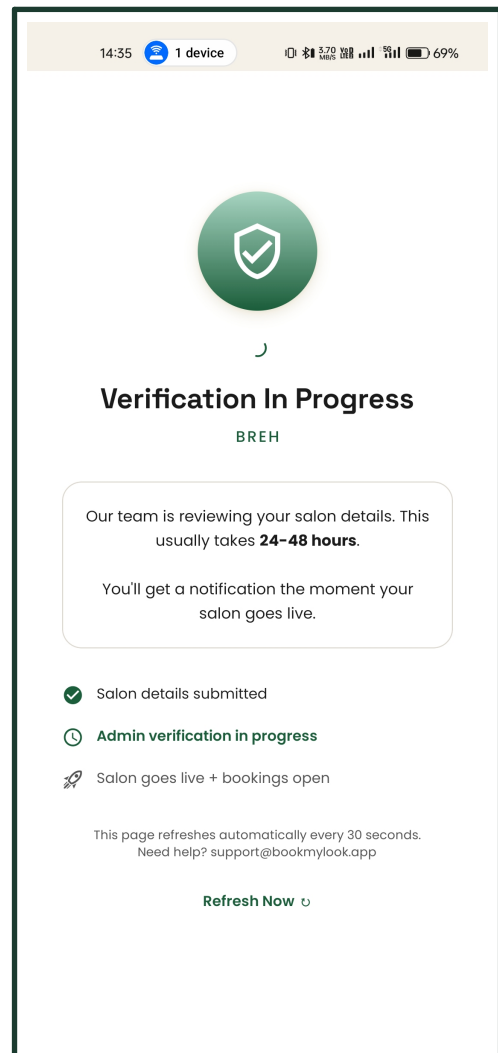
## Submitted — Verification in Progress

# Submitted — Verification in Progress

- Submit karte hi aapki request BookMyLook team ko chali jaati h.
- Review usually 24–48 hours me complete ho jata h.
- Salon live hote hi aapko notification milega.

### Why it matters:

Koi manual follow-up nahi karna — auto-notify hota h.  
Status page khud refresh hota h har 30 sec me.



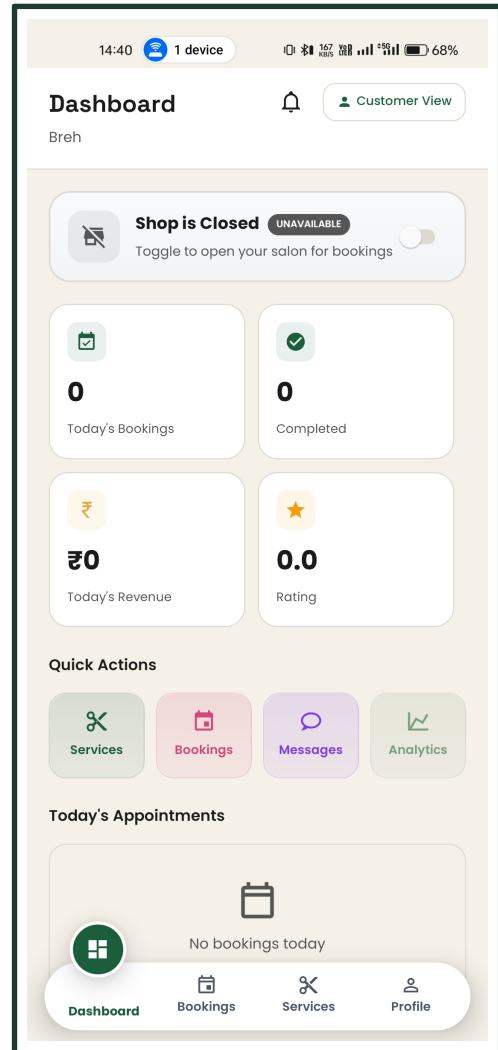
## Your Owner Dashboard

# Your Owner Dashboard

- Ek toggle se Shop Open/Closed control karo.
- Today's Bookings, Completed, Revenue, Rating — sab ek nazar me.
- Quick Actions: Services, Bookings, Messages, Analytics.

### Why it matters:

Real-time business overview — bina kisi register/khata ke. Apna salon ek tap me open/close kar sakte ho.



## Manage Bookings Easily

# Manage Bookings Easily

- Pending, Today, Upcoming, All — filters se bookings dekho.
- 'Scan & Verify' se customer ka QR/OTP verify karo on-spot.

### Why it matters:

No-show aur fraud bookings se protection.  
Sab bookings ek hi screen pe organized.



## Add Your Services

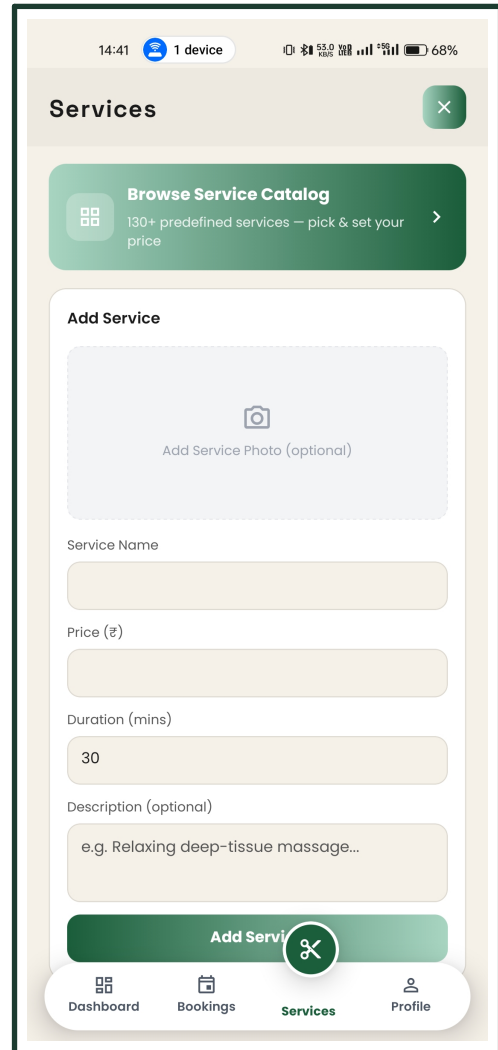
# Add Your Services

- 130+ predefined services ke catalog se select karo, ya custom add karo.
- Service Name, Price, Duration, Photo & Description daalo.
- 'Add Service' par tap karke list me jodo.

### Why it matters:

Apni pricing khud control karte ho — koi commission catch nahi on listing.

Photos se customer trust aur bookings dono badhte hain.



The screenshot shows a mobile app interface for adding a service. At the top, there's a status bar with the time 14:41, 1 device, and 68% battery. Below that, the app title 'Services' is displayed with a close button. A prominent green button labeled 'Browse Service Catalog' offers '130+ predefined services — pick & set your price'. The main section is titled 'Add Service' and contains a photo upload area with a camera icon and the text 'Add Service Photo (optional)'. Below this are four input fields: 'Service Name', 'Price (₹)', 'Duration (mins)' (with '30' entered), and 'Description (optional)' (with 'e.g. Relaxing deep-tissue massage...' as a placeholder). A large green 'Add Service' button with a scissors icon is at the bottom. The bottom navigation bar includes 'Dashboard', 'Bookings', 'Services' (highlighted), and 'Profile'.

## Edit Salon Anytime

# Edit Salon Anytime

- Timing, Seats, Working Days kabhi bhi update karo.
- Facilities select karo — AC, Wi-Fi, Parking, Card Payment, etc.
- 'Use My Current Location' se exact pin-point location set karo.

### Why it matters:

Festival/holiday pe timing turant update kar sakte ho.

Facilities dikhne se premium customers attract hote hain.

The screenshot displays the 'Edit Salon' interface on a mobile device. At the top, the status bar shows the time as 14:41, signal strength, Wi-Fi, and battery at 68%. The app header includes a back arrow, the title 'Edit Salon', and a 'Save' button. The main content is organized into several sections:

- Hours & Capacity:** Includes 'OPEN' and 'CLOSE' time pickers (09:00:00 and 21:00:00) and a 'TOTAL SEATS' input field with the value '4'.
- WORKING DAYS:** A row of buttons for days of the week: Mon, Tue, Wed, Thu, Fri, Sat (all active), and Sun (inactive).
- Facilities:** A collection of toggle buttons for various amenities: AC, Wi-Fi, Card Payment, Parking, Wheelchair Access, Kids-Friendly, Eco-Friendly Products, Single-Use Tools, Music, Refreshments, Wallet/UPI, and Home Service.
- Salon Location:** A section with a 'Use My Current Location' option (indicated by a location pin icon) and a 'Manage Services' option (indicated by a scissors icon) with a right-pointing arrow.

At the bottom of the screen is a large green button labeled 'Save Changes'.

## Bonus — Refer & Earn

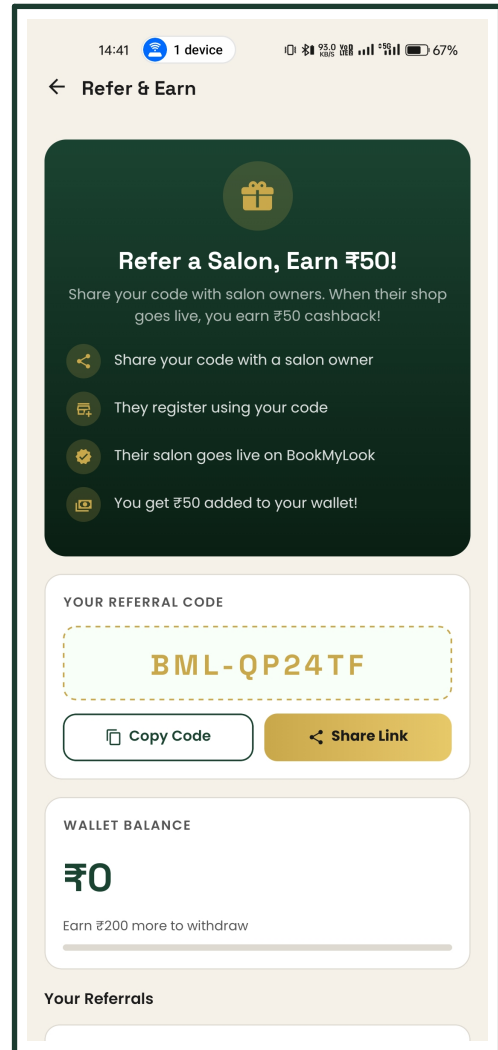
# Bonus — Refer & Earn

- Apna referral code dusre salon owners ke saath share karo.
- Wo code se register karein, salon live ho jaaye.
- Aapko ₹50 wallet me turant mil jaata h — har referral pe.

### Why it matters:

Extra income — bina kuch invest kiye.

Apne salon-owner network ko grow karne ka assan tarika.



## Salon Owners ke liye Benefits

---

✓ <b>Zero Setup Cost</b>	Listing, registration sab free — koi hidden charge nahi.
✓ <b>10,000+ Active Users</b>	App pe already verified customer base maujood h.
✓ <b>Direct Bookings</b>	WhatsApp/calls ka chaos khatam — sab ek dashboard me.
✓ <b>QR + OTP Verification</b>	Fake/no-show bookings se full protection.
✓ <b>Full Control</b>	Pricing, timing, services khud manage karo.
✓ <b>Real-Time Analytics</b>	Revenue, rating, bookings ek click me.
✓ <b>Refer &amp; Earn</b>	Dusre owners refer karke extra ₹50 har baar kamao.
✓ <b>Verified Badge</b>	Customer trust badhta h 'Verified' tag se.

READY TO GROW YOUR SALON?

**Register FREE Today**

Download Book My Look App

**Play Store & App Store**

[bookmylook.me](https://bookmylook.me)

Questions? [support@bookmylook.app](mailto:support@bookmylook.app)